




Appendix A: CSA Performance Monitoring - 17th July 2013

Priority: Anti-Social Behaviour including Environmental

Lead: KCC and Kent Police

| Proxy Measure / Indicator | Baseline '10/11 | Apr – Mar | | | Diff. to Baseline |
|--|---|--|---------|--------|----------------------|
| | | 2012/13 | 2012/13 | Change | |
| Percentage of people who perceive a high level of ASB in their local area (KCVS) <i>(Kent excluding Medway)</i> | 4.5% | 2.4% | 2.0% | ▼ 0.5 | ▼ 2.5 |
| <p>The percentage of people who perceive a high level of ASB in their local area has decreased across Kent during the last 12 months with only Canterbury and Thanet showing noticeable increases in concern. The greatest improvement in perception of ASB has been reported in Tunbridge Wells, with 0.5% of the population perceiving a high level of ASB compared to 4.0% in the previous year.</p> <p>A greater emphasis is now placed on a harm based approach to ASB and part of this is to monitor satisfaction levels via the ASB satisfaction survey. One of the key performance indicators (as referenced in the Policing Plan) is to increase the 'percentage of those reporting ASB who are satisfied with the overall service'. Year ending March 2013 data shows 82.4% of people in Kent & Medway were satisfied with the service, exceeding the 2012/13 Force target of 79.3%.</p> | | | | | |
| Aims / Actions | | Progress | | | |
| 1 | Countywide ASB Case Management system established to enable data sharing across all agencies of incidents and actions taken | | | | |
| Develop a countywide case management system:- Piloted in a designated Area; and subsequently rolled-out countywide | | The ASB case management system continues to be developed with partner agency project management and financial support. The new lead officer from Kent Police is Inspector Newman who will be responsible for the roll out within the Police. KCC will take the lead on roll out with partners. The system is in final testing for full roll out commencing July/Aug 2013. There has been a small amount of slippage due to technical specification issues and training issues. | | | |
| 2 | Countywide ASB strategy established to ensure consistency in reporting and dealing with ASB issues across all agencies | | | | |
| Develop a countywide multi-agency strategy agreed by all partners | | Strategy is in place. There are work-streams in place in support of this strategy. The Police are working on one particular theme of noise – which impacts on ASB and satisfaction. | | | |

Key to Progress against Actions:-

| | | |
|---|---|--|
|  Complete |  In Progress |  Incomplete |
|---|---|--|

Appendix A: CSA Performance Monitoring - 17th July 2013

Priority: Domestic Abuse

Lead: Stuart Skilton (Chair of Kent & Medway Domestic Abuse Strategy Group)

| Proxy Measure / Indicator | Baseline '10/11 | Apr - Mar | | | Diff. to Baseline |
|--|--|---|---------|--------|----------------------|
| | | 2011/12 | 2012/13 | Change | |
| Number of Domestic Abuse Incidents (Kent excluding Medway) | 17,748 | 18,261 | 18,670 | ▲ 2.2% | ▲ 5.2% |
| % of repeat victims of Domestic Abuse (Kent excluding Medway) | 23.8% | 23.8% | 24% | ▲ 0.2 | ▲ 0.2 |
| | Baseline '10/11 | Jun - May | | | Diff. to Baseline |
| | | 2011/12 | 2012/13 | Change | |
| % of repeat MARAC cases (Multi-Agency Risk Assessment Conference) (Kent excluding Medway) | 14.9% | 20.8% | 22.4% | ▲ 1.6 | ▲ 7.5 |
| During the last financial year (Apr '12 to Mar '13) the number of domestic abuse incidents reported to Kent Police increased in half of the districts/boroughs across Kent compared to the same period in the previous year with the highest total number of incidents reported in Thanet. | | | | | |
| Please note: the above recorded incidents includes people aged 18+, however the new cross-government definition of Domestic Violence now includes 16-17year olds and as such will be included in future figures. | | | | | |
| In Kent (excluding Medway) over the last 12 months (Jun '12 – May '13) there have been 1057 Multi Agency Risk Assessment Conferences (MARACs) with 237 repeat cases (22.4%). Compared to the same period in the previous year there has been a 35% increase in the number of cases heard at MARAC. | | | | | |
| Please note, since the requirement to conduct Domestic Homicide Reviews (DHR) came into effect on 13 th April 2011 nine DHRs have been considered across Kent and Medway. Five occurred in 2011/12 (3 in Kent and 2 in Medway) and at the time of writing this report a further four domestic homicides took place in Kent during the current year (2012/13). Of the 9 cases considered, 8 DHRs have been commissioned. | | | | | |
| Aims / Actions | | Progress | | | |
| 3 | Provide support to victims of domestic abuse through one generic pathway for all involved in domestic abuse to provide and access advice and support | | | | |
| Create a website portal for all domestic abuse services for Kent and Medway | | The website is now in operation, business cards and posters have been distributed to partners to raise awareness and the official launch of the website took place on 28 th November 2012. Promotion and publicity is ongoing. <i>The following is a link to the website:</i> www.domesticabuseservices.org.uk . Following a consultation exercise, work is progressing on further development of the young people's section of the website and it is anticipated that this will be completed in autumn 2013. | | | |
| 4 | Protect victims of domestic abuse through support and development of specialist support services to help victims of domestic abuse through both criminal and civil justice routes. | | | | |
| Ongoing training for staff; Increased provision of Specialist Domestic Violence Courts (SDVC); and Delivery of Parenting Information Programme (PIP) | | Until recently there were three Specialist Domestic Violence Courts (SDVC) in operation across Kent, however the IDVA (<i>Independent Domestic Violence Advisors</i>) Needs Analysis identified the need for an additional SDVC to be based in Folkestone Magistrates Court providing a service for South Kent. From the first week of July all areas of Kent and Medway will now be covered by SDVC arrangements. The expansion of SDVC provision has been enabled via the new Kent and Medway IDVA contract. All magistrates and court staff covering SDVCs have received specialist DA training. Ongoing training and further development of SDVCs is being monitored/implemented by the County SDVC Project Board. KCC FSC have commissioned Domestic Abuse Children's Services which became operational in October 2012. | | | |

Appendix A: CSA Performance Monitoring - 17th July 2013

| | |
|---|--|
| 5 | Work with agencies to secure a sustainable level of financial and operational commitment to address domestic abuse issues. |
| Establish a sustainable, domestic abuse budget with a centralised joint commissioning process | <p>A report on IDVA commissioning (<i>Independent Domestic Violence Advisors</i>) was presented to the KCSP group in July 2012.</p> <p>A pooled budget to commission Kent and Medway wide IDVA services has been established and the tendering process was completed in March 2013. The contract was awarded to the new service provider in April 2013 and quarterly performance reports will be made available to all funding partners and other interested bodies.</p> |

Appendix A: CSA Performance Monitoring - 17th July 2013

Priority: Substance Misuse

Lead: Diane Wright (Head of Kent Drug and Alcohol Action Team)

| Proxy Measure / Indicator | Baseline '10/11 | Apr - Mar | | | Diff. to Baseline |
|--|-----------------|-----------|----------|--------|-------------------|
| | | 2011/12 | 2012/13 | Change | |
| No. of drug users completing treatment successfully | 896 | 887 | 618 | ▼ 30% | ▼ 31% |
| No. of alcohol users completing treatment successfully | 887 | 958 | 844 | ▼ 12% | ▼ 5% |
| | | Apr 2012 | Apr 2013 | | |
| Proportion of drug users completing treatment successfully who do not re-present to treatment within 6 months. | N/A | 24.6% | 22.3% | ▼ 2.3% | N/A |

We are seeing a fall in the numbers of successful discharges in community services in Kent. We recognise that this reflects a national trend, but we will continue our efforts to ensure that any national downward trend is not felt more acutely in Kent than elsewhere.

Nevertheless, despite a fall overall in the number of successful completions during the 2012/13 period, the highest number of planned exits for both drug and alcohol users were experienced in Quarter 4. It is hoped that this bodes well for the next financial year.

It has been acknowledged that the transition in treatment services in East Kent, in addition to the payment by results pilot in West Kent have impacted performance from the 2011/12 to 2012/13 financial years. To ensure that this impact is minimized, Commissioners have been working in conjunction with treatment providers in Kent to maintain data quality and a smooth transition between services. It is anticipated that improvements will be seen in completion levels once the aforementioned changes have been fully embedded.

| Aims / Actions | | Progress |
|--|--|---|
| 6 | Improve understanding of local prevalence of problematic drug use in Kent | |
| Central management and analysis of needle drops data, collected by each local authority and KCC waste management to assist with developing plans with local authorities and advising treatment providers on areas to target campaigns | | Community Safety Partnerships (CSPs) continue to discuss actions and outcomes surrounding any drugs litter finds in their area, local commissioned treatment agencies ensure their involvement in resolving any problems. The approach taken by individual CSP's varies and it has not been possible to develop a single approach across the CSP's. This objective is heavily affected by the waste management contracts employed by Districts and Boroughs which require different elements of reporting by their contracted waste providers. |
| 7 | Increase the uptake of substance misuse services available for people with drug and/or alcohol problems | |
| Work with local police custody suites to increase numbers of detainees, prioritising trigger offenders, referred into the Drug Intervention Programme (DIP) and Alcohol Arrest Referral Service. As well as working with Probation, IOMU and DIP to target prolific offenders and encourage them to access treatment and building targeted interventions for offenders in the community. | | <p>The Drug Testing on Arrest pilot implemented at Margate custody suite in 2012/13 has been extended for a second year of operation in this locality after agreement from the KDAAT Board. An evaluation of the pilot's outcomes is ongoing and may provide evidence for further implementation in Kent.</p> <p>Initial findings suggest that the Drug Testing on Arrest scheme has significantly improved the number of contacts that are being made between treatment providers and substance misusers in the criminal justice system via the Drug Intervention Programme (DIP). DIP workers continue to attend the relevant CSP meetings in their area.</p> |

Appendix A: CSA Performance Monitoring - 17th July 2013

| | |
|---|--|
| 8 | Increase the uptake of substance misuse services available for people with drug and/or alcohol problems |
| Promote the Alcohol and Cannabis Penalty Notice for Disorder (PND) diversion scheme | Changes to the provision of the diversion scheme in Kent have recently been made. It is anticipated that these will improve numbers accessing the scheme and being diverted from the criminal justice system. Outcomes will continue to be monitored by KDAAT, Kent Police and local treatment agencies. |
| 9 | Increase the uptake of substance misuse services available for people with drug and/or alcohol problems |
| Community safety partnerships to promote and raise awareness of local substance misuse services | Commissioned Treatment Agencies (CTA's) continue to attend the relevant CSP meetings, promoting available services and referral routes, which in turn are promoted by the partner agencies attending the meetings. Collaboration has been achieved in all CSP's areas in the promotion of services with CTA's and CSU's during alcohol, domestic abuse and drug awareness weeks as part of the National campaign. For example, CTA's are due to attend a Police Open Day in July 2013 to promote the substance misuse treatment services they offer. |

Appendix A: CSA Performance Monitoring - 17th July 2013

Priority: Acquisitive Crime

Lead: Steve Corbishley (Head of Partnership and Communities Command, Kent Police)

| Proxy Measure / Indicator | Baseline '10/11 | Apr - Mar | | | Diff. to Baseline |
|---|--|---|---------|---------|----------------------|
| | | 2011/12 | 2012/13 | Change | |
| Level of Theft and Handling Stolen Goods (exc. Medway) | 24,150 | 24,637 | 22,096 | ▼ 10.3% | ▼ 8.5% |
| Level of Domestic Burglary (exc. Medway) | 4,354 | 4,378 | 5,294 | ▲ 20.9% | ▲ 21.6% |
| <p>The Force experienced large reductions in Theft and handling during the last 12 months (2,541 less victims), only Gravesham and Shepway have seen increases during this time.</p> <p>The April 2012 to March 2013 figures show increases in domestic burglary for all of the districts with the exception of Swale (Sevenoaks and Tunbridge Wells have the largest increases). The Force has responded to the rise in burglaries with the implementation of Op Enforce, a force wide operation that focused on reducing burglary dwelling during March to April 2013. This involved targeting priority offenders by way of the National Intelligence Model (NIM) processes and management through Tasking and Coordination on Divisions and at Force level. Active criminal targeting is being carried out by each of the divisions, with the most prolific of these being supported at a Force level through additional support coordinated through the Force Tasking & Coordination Group (TCG).</p> | | | | | |
| Aim / Actions | | Progress | | | |
| 10 | Reduce Burglary incidents both residential and non-residential | | | | |
| Share information and target individuals committing crime; Increase security at vulnerable premises. | | Extra training for frontline officers continues within this action. In addition, Kent Police are prioritising Burglary in its county wide “STAY SAFE” campaigns. The next campaign commences 22 nd July to 1 st Sept and is STAYSAFE in Summer. Elements of this can be seen on our Kent Police website | | | |
| 11 | Reduce levels of shoplifting and focus on prevention and deterrence. | | | | |
| Provide advice on designing out crime; Pursue banning orders. | | The majority of our Neighbourhood policing teams are now able to carry out crime prevention surveys in domestic household settings. This is ongoing from our last update | | | |
| 12 | Reduce theft of metal | | | | |
| Participate in the metal days of action as lead by British Transport Police; Raise awareness with the public and educate Scrap Metal Dealers regarding the law; Raise awareness amongst the community and reduce the number of incidents of metal theft from places of worship and schools. | | Kent Police continue to work with British Transport Police (BTP) and the national programme to tackle metal theft which has resulted in continued reductions. The lead officer in Kent Police is Julie Argent who works within the Partnership and Crime Reduction Team ‘Days of Action’ continue on a monthly basis in Kent. Further days of action are planned – the dates are embargoed at this time for operational reasons. | | | |

Appendix A: CSA Performance Monitoring - 17th July 2013

Priority: Violent Crime

Lead: Steve Corbishley (Head of Partnership and Communities Command, Kent Police)

| Proxy Measure / Indicator | | Baseline '10/11 | Apr – Mar | | | Diff. to Baseline |
|---|--|---|-----------|---------|--------|----------------------|
| | | | 2011/12 | 2012/13 | Change | |
| Level of Violent Crime (exc. Medway) | | 18,404 | 18,145 | 18,988 | ▲ 4.6% | ▲ 3.2% |
| Level of Violence against the Person (VAP) (exc. Medway) | | 16,630 | 16,279 | 17,109 | ▲ 5.1% | ▲ 2.9% |
| <p>The Force experienced a rise in Violent crime towards the end of last financial year, and has continued into the 2013/14 financial year. Increases have been found across the majority of the districts with the largest percentage increases in Ashford, Tunbridge Wells and Sevenoaks.</p> <p>The rise in violence has been a mixture of both domestic abuse related crime and violence in public places in night time economy hotspot areas. Analytical profiles have been written by Kent Police and FT&CG tactical resources have been allocated in order to help reduce this crime type.</p> | | | | | | |
| Aim / Actions | | Progress | | | | |
| 13 | Reduce alcohol related violence. | | | | | |
| Ensure premises are being managed in accordance with legislation and make them safer by design to reduce the risk of confrontation; Encourage the licensed trade to use polycarbonate drinks vessels and bottles, | | The strong intervention by partners through the Kent Community Alcohol Partnership and via Licensing Officers has continued to contribute to a robust control and monitoring ethos in Kent. This partnership has been in existence since 2009 and is the largest of its kind in the country. The most recent executive meeting of the partnership was on 2 nd July 2013. Kent Police have also recently released the Kent Police Night Time Economy Strategy, to continue to enhance our intervention at operational and partnership level. | | | | |
| 14 | Engage with young people as victims, citizens and offenders and share information in order to better understand the picture of violent crime involving young people. | | | | | |
| Progress youth engagement in schools and identify further media options for better communication with young people (e.g. social networking sites); Establish those young people who are at risk of becoming victims of violent crime and sexual exploitation and work with partners to take positive steps to divert them away from committing or becoming victims of violent crime. | | 100,000 students have been reached in the last four years with the Kent Police 'Is it worth it?' Anti-Social Behaviour School Tour. This message focuses on the impact of alcohol on ASB and on violent crime. This innovative school based programme continues in 2013. The first tour took place in February with the next two week tour taking place in July 2013. The 2013 tour has been partially supported by the Community Safety Fund allocated by the KCSP. We would be very keen for Health related agencies to engage and support this tour. The new initiative, known as STATUS (stay Safe and Tell Us) mentioned in the last progress report is going from strength to strength. This includes a safe online website for young people and 24 engagement events across the county. Full details can be viewed on www.thisisstatus.com . Since last report events have taken place in Margate, Headcorn and Ashford. The next event is the second joint with Kent Community Wardens and will take place in July. A further event is also planned for July in Margate. | | | | |

Appendix A: CSA Performance Monitoring - 17th July 2013

| | |
|--|---|
| 15 | To prevent first time offending, prevent re-offending and reduce the risk of young people becoming victims of violent crime. |
| <p>Use education, diversionary and restorative approaches where appropriate as well as enforcement to protect young people from those who unlawfully sell or supply them with alcohol.</p> | <p>This continues to be daily business for Kent Police who actively target under age sales in conjunction with Trading Standards. It is a key element of the Kent Community Alcohol Partnership. We also continue to work with retailers to progress the Challenge 25 initiative. There remains a significant issue with parents giving alcohol to their children and we are working to address this. In addition, the problem of “proxy sales” (adult buying for child) continues.</p> |

Appendix A: CSA Performance Monitoring - 17th July 2013

Priority: Road Safety

Lead: Steve Griffiths (Director Service Delivery, Kent Fire and Rescue Service)

| Proxy Measure / Indicator | | Baseline (Jan-Dec '10) | Apr – Mar | | | Diff. to Baseline |
|--|---|--|-----------|---------|--------|----------------------|
| | | | 2011/12 | 2012/13 | Change | |
| Number of all KSI casualties (<i>killed or seriously injured</i>) in Kent <u>excluding</u> Medway | | 545 | 516 | 509 | ▼ 1.4% | ▼ 6.6% |
| <p>The overall KSI casualty figures for Kent (excluding Medway) have been on a downward trend between 1994 and 2011 and the figures recorded up to the end of March 2013 show that this trend has continued, with a 1.4% reduction when comparing the most recent period to the year before. More detailed analysis around trends and geographic hotspots has been included in the new RTC district profiles, which have now been updated and published with the identified priorities for each CSP based on 2011 data. (<i>Available to partners via the Kent Connects Safer Communities Portal</i>).</p> <p><i>NB. All 2013 data is unvalidated and therefore subject to change - final figures will be released in April 2014</i></p> | | | | | | |
| Aim / Actions | | Progress | | | | |
| 16 | Increase road safety amongst vulnerable and high risk road user groups | | | | | |
| Expand the License 2 kill programme; Promote road safety for powered 2 wheeled vehicles through programmes such as new fire bike; and Explore the possibility of establishing a Kent Road Safety Centre | | <p>License to kill is continuing to expand the number of students it sees by looking at different methods of delivery including mini school based events, the target for 2013 is 12000 students</p> <p>Kent Fire and Rescue Service are expanding the Biker Down initiative to include a training program for scooter riders.</p> <p>The road safety centre is progressing well with plans now submitted. The Centre will be called the Road Safety Experience. Design work for the internal exhibits is nearly complete and the project team will be looking at partners to be involved in the project over the coming months. The target for the opening remains January 2015 and the aim is to be fully functioning for schools visits by September 2015.</p> | | | | |
| 17 | Increase the opportunities for training for Kent's road users | | | | | |
| Increase the range of driver awareness courses available as an alternative to enforcement and penalties and improve the driver/rider training sessions | | <p>The Care group continues to target vulnerable road users and plays a co-ordination role in bringing together road safety partners</p> <p>The Road Safety Experience will provide new opportunities for multi-agency delivery of road safety initiatives including driver training and alternatives to prosecution</p> <p>The Care partners continue to look at innovative ways of delivering messages including media campaigns, events and school visits</p> | | | | |
| 18 | Raise the profile of road safety amongst district and community safety groups | | | | | |
| Produce district profiles that detail high risk areas and individuals; Undertake a series of presentations to community safety groups to raise the importance of road safety and the impact it has on the Kent economy; and Expand Speed watch (parish led prevention activity) | | <p>District profiles have been updated and distributed to Community Safety Partnerships (CSPs) to help inform road safety actions within the CSPs.</p> <p>Speed watch conference held in April 2013 to support the existing volunteers and attract new support.</p> | | | | |